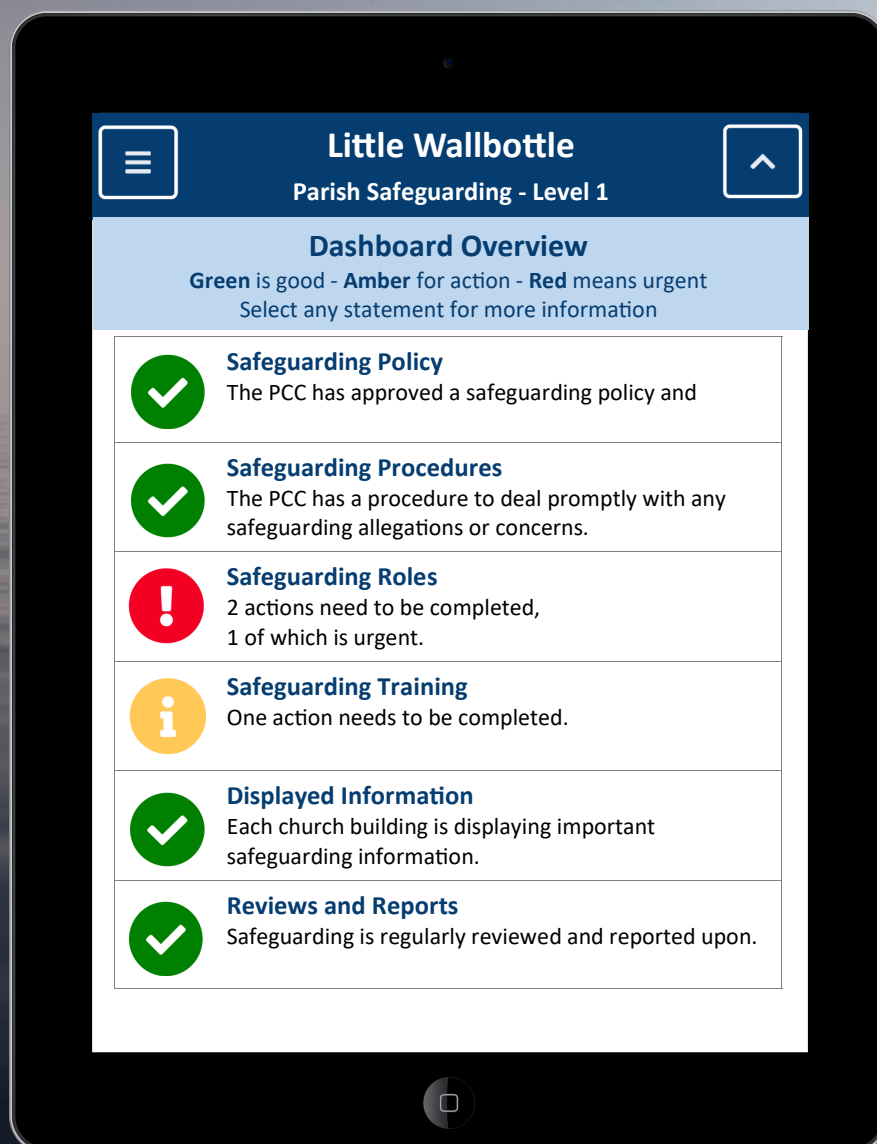


Safeguarding Dashboards

FREE
to churches in
participating dioceses

making life simpler for
Safeguarding Officers



clearly
simpler

Safeguarding Dashboards

Safeguarding in the Church of England has changed considerably in recent years, and is likely to continue changing in the foreseeable future.

New policies and procedures are making churches safer, but they have also brought a significant increase in the amount of administration for safeguarding officers.

Safeguarding Dashboards is addressing this challenge by making safeguarding administration simpler for everyone. It is available **free of charge** to Church of England churches in participating dioceses.

Dashboard Overview

Safeguarding Dashboards has been designed to display a clear and simple dashboard on a mobile phone, tablet or computer.

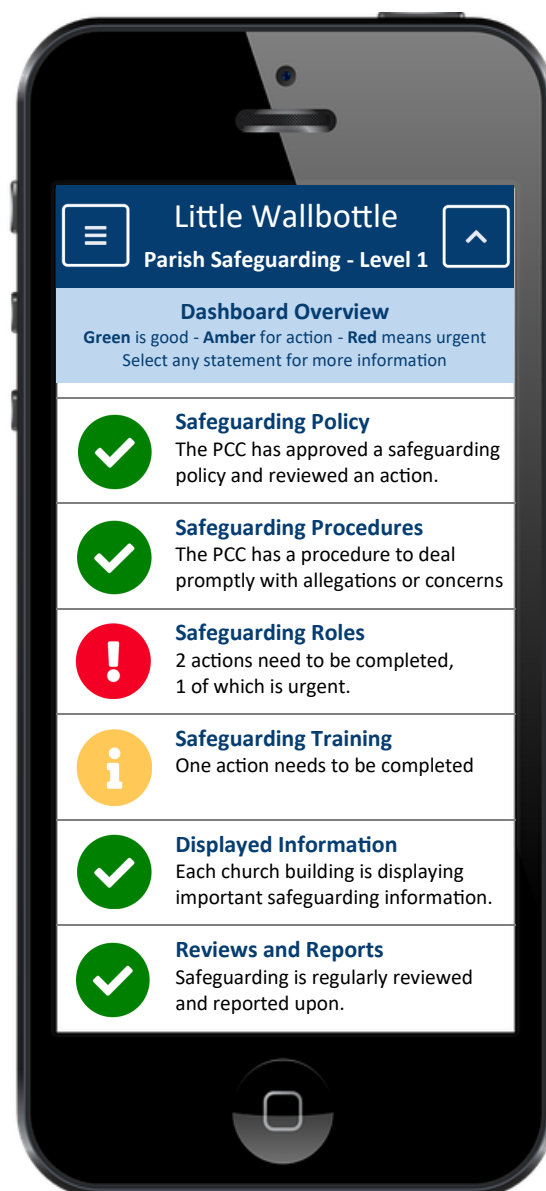
The home page allows the safeguarding officer, incumbent, churchwardens and other authorised users to see the current status of compliance at a glance.

Green lights bring reassurance that all is well; amber means that action is needed, and red means it's urgent.

For more information, simply select one of the topics (e.g. 'Safeguarding Roles'). This opens up the relevant Action Page, as shown on page 3.

"It was also easy to find my way around the information. I love the simplicity of it, the visual clarity and the clear links to background documents."

Tony (a PCC member)



Action Page

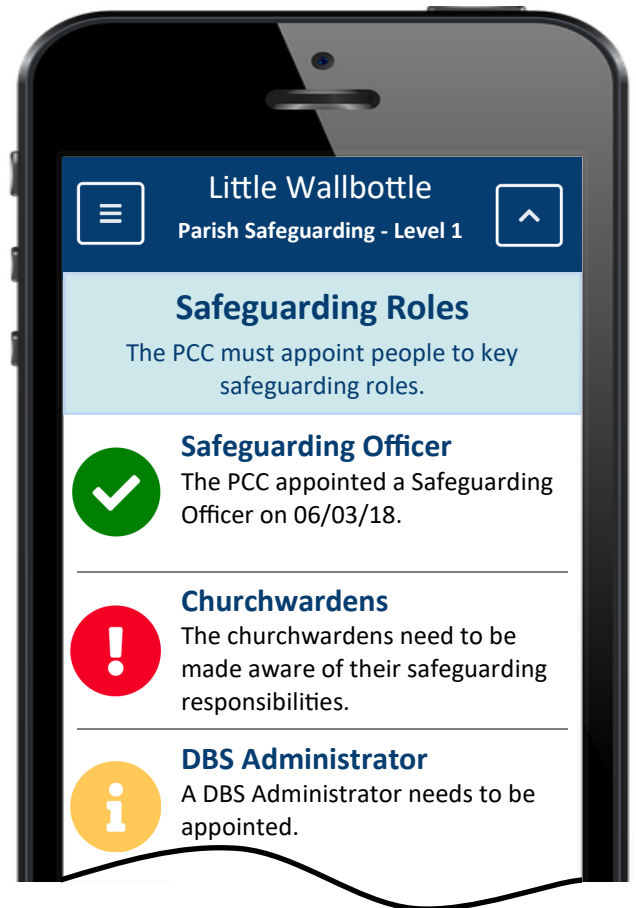
Each safeguarding topic has its own Action Page. For example, the Action Page for 'Safeguarding Roles' is shown opposite.

This describes, in plain English, the precise actions that need to be carried out.

Green lights indicate that no further action is necessary; amber means that something needs to be done, and red means it's urgent.

The lights automatically change colour over time. For example, a green light turns amber when a policy is due to be reviewed. Or an amber light turns red if an action is not completed within six months.


For more information, simply select one of the outstanding actions (e.g. 'Churchwardens'). This opens up the relevant Info Page, as shown below.



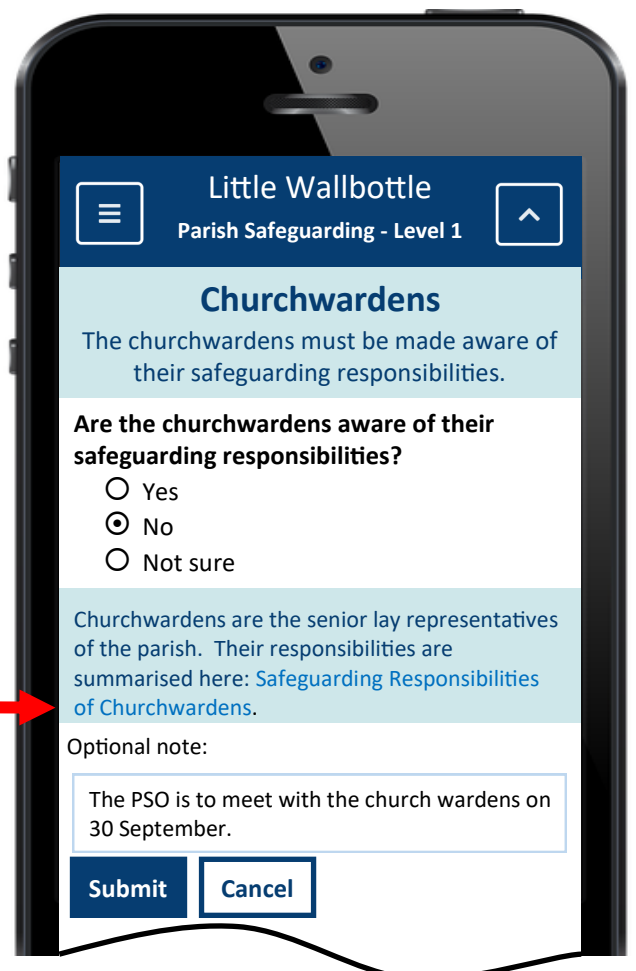
Info Page

Each action has its own Info Page. For example, the Info Page for 'Churchwardens' is shown opposite.

From here, questions can be answered, helpful resources can be downloaded and optional notes can be added.



From here,
helpful resources
can be downloaded



Key Features

The Church of England is indebted to thousands of dedicated volunteers who are serving the church as safeguarding officers. They are playing a vital role, but it can feel rather daunting.

Safeguarding Dashboards is making safeguarding simpler by providing the following key features:

- ✓ **A home page** that shows the status of safeguarding at a glance.
- ✓ **Action pages** that explain what needs to be done in plain English.
- ✓ **Info pages** that ask simple questions and also provide links to relevant information and resources.
- ✓ **Green lights** that bring reassurance that all is well.
- ✓ **Amber lights** that highlight actions that need to be completed.
- ✓ **Red lights** that help to prioritise the most urgent actions.

Additional Features

Safeguarding Dashboards also has the following additional features:

- ✓ **Multiple users.** Each dashboard is assigned an 'owner' (usually the safeguarding officer). Only the owner can answer the questions on the info pages; however, they can invite other people to view the dashboard (e.g. the incumbent, churchwardens or PCC members).
- ✓ **Intelligent lights.** The dashboard lights automatically change colour in response to changing circumstances. For example:
 - Some green lights turn amber when a task is due to be repeated (e.g. when a safeguarding procedure needs to be reviewed).
 - Amber lights turn red after a few months. The most important lights turn red first; this helps to prioritise any outstanding actions.
- ✓ **Multiple activities.** Each church can compile a list of activities for children, young people and vulnerable adults. The dashboard then keeps track of the safeguarding status of each activity.
- ✓ **PDF action plan.** At the click of a button, *Safeguarding Dashboards* will email the user a PDF action plan. This includes the status of each topic, together with any optional notes.
- ✓ **Helping your diocese to help you.** Data from *Safeguarding Dashboards* is shared with participating dioceses. This enables diocesan resources to be focused on the areas of greatest need.

All this is being offered free of charge to churches in participating dioceses.

